


## EPS BOW - COMPONENTS

For long-term, successful use in your company, we designed the EPS BOW with a stable construction, software developed in-house and great standard products from premium brands.

- 1 EPS LED projector
- 2 EPS Bow table mount
- 3 EPS Control System with EPS operating software
- 4 Samsung Galaxy A8 Tablet



### More workflow power?

For easier operation and to accelerate the workflow, a barcode scanner or numeric keypad can be connected to the EPS BOW.

So, previously created positioning templates can be loaded easily and without hassle.

## SERVICE

### EPS Bow Full-Service Packages

ZSK's sales representatives may offer full-service packages with EPS BOW, tablet, training and instruction. Please speak directly to your local ZSK representative about this EPS full-service package.

Successful by  
decorating apparel

# LEVEL UP YOUR HEAT PRESS BUSINESS

You are not satisfied with  
the speed and accuracy  
of your workflow for your  
heat press, especially with  
high order volumes?





You see that working with the heat press is a process that is not optimally solved in terms of speed, accuracy and reproducibility.

The new **EPS BOW** is the right solution!

## EPS BOW

### Make money through precision and speed!


With the EPS BOW, your even untrained employees can easily position a textile and a design quickly, correctly and repeatably in the desired position on the heat press!

### Why is it so easy?

EPS BOW works according to the WYSIWYG principle:  
**WHAT YOU SEE IS WHAT YOU GET.**

Align textiles and motifs visually to the preset grid or your own guide lines and placement areas, which the EPS BOW projects onto your heat press.

Fast, simple and yet very precise - whether once or 1000 times - always exactly and as often as the order requires.



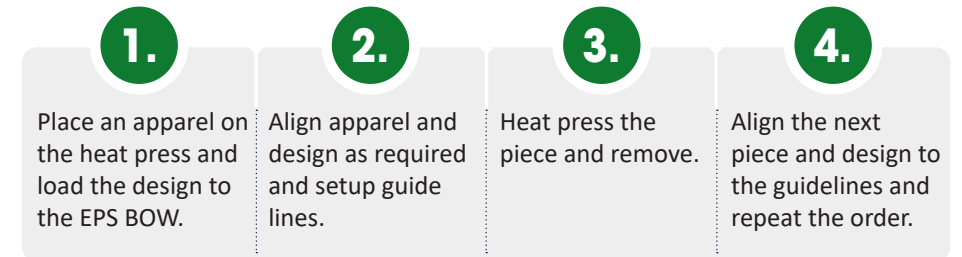
All types of companies can benefit from EPS BOW - small shops through to business models for high order volumes. The same applies to all of them:

EPS BOW is very easy to use and can be learnt very quickly, even by untrained staff.

## SET UP IN A FLASH

A perfect setting for placing and aligning the textile and design for several identical pieces of an order can be set up in just a few simple steps.

The setting can be saved as a template so that a repeat order can be reproduced quickly and accurately later at any time.




## ADVANTAGES OF EPS BOW

The EPS BOW offers your company many advantages in the areas of workflow, personnel planning and customer satisfaction. Here are just a few of them:



**VISUALISE**  
Visualise lines, logos and virtual ruler. There is no limit to a certain number. Display information texts or press times directly.



**LOAD FILES**  
Load image files directly into the EPS via a USB stick, network or directly via barcode



**HELPER Tools**  
Use one of the many help tools such as: Virtual lines, grids, parallel-double lines, and much more.